


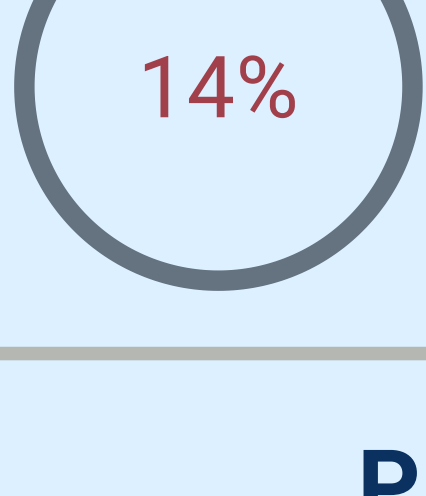
ANATOMY OF A PERSON JACKSON COUNTY, MICHIGAN



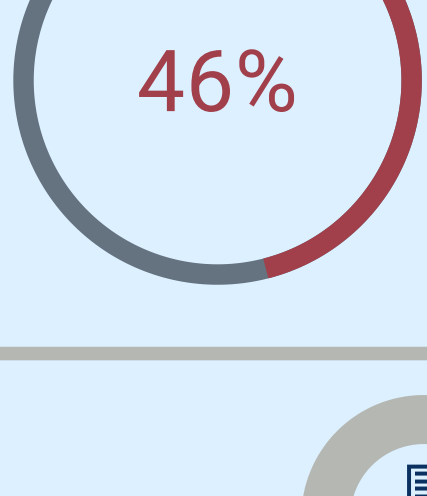
POVERTY

Annual Income of \$28,290 for a Family of Four

% Of White People That Live In Poverty



% Of Black People That Live In Poverty




PLACE


City of Jackson vs. Jackson Out County



15% Of White People Live In The City Of Jackson



56% Of Black People Live In The City Of Jackson



23% do NOT feel a sense of belonging and acceptance in the community



31% of emergency room visits do NOT qualify as emergencies




39% do NOT consider it affordable to buy fresh fruits and vegetables



70% do NOT use walking trails in the community


Percent that have a NEGATIVE perception of their own general health Jackson County

▼ 29%

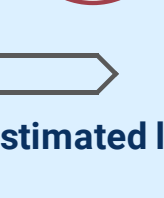


Percent that have a NEGATIVE perception of their own general health United States of America

▼ 9%



1 in 4 have been diagnosed with a depressive disorder



The estimated life expectancy is **74 years**

Over **11,000** people do NOT consider themselves to be heterosexual / straight



34% volunteered with a local group or activity within the past year



16% attended a local public meeting within the past year

Over **9,200** people locally have difficulty accessing basic healthcare

Premature Death

Premature death measures the risk of dying before age 75. The result is a rate per 100,000 lives. Premature death is a relatively rare event in most communities and is an important measure of poor health. Years of potential life lost due to premature death across Michigan is **7,300**.

BLACK LIVES

10,600



Years of potential life lost due to premature death

WHITE LIVES

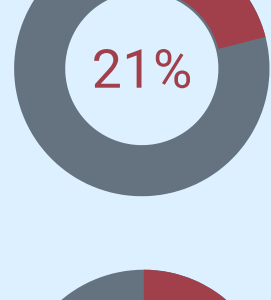
7,200



Years of potential life lost due to premature death

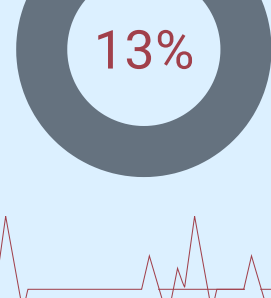


Perceptions of Racial Bias



BLACK PEOPLE

Feel they were treated **WORSE** than people of other races within the past 12 months



WHITE PEOPLE

Feel they were treated **BETTER** than people of other races within the past 12 months

HIV Prevalence

14%

Percent of the general population in Michigan that is BLACK



56%

Percent of the HIV positive population in Michigan that is BLACK

There is at least 1 person living with HIV in every county in the state of Michigan.

*Equity
Authentic Engagement
Continuous Learning*